

SPUTNIK MODULAR

6-CHANNEL MIXER MANUAL V.1

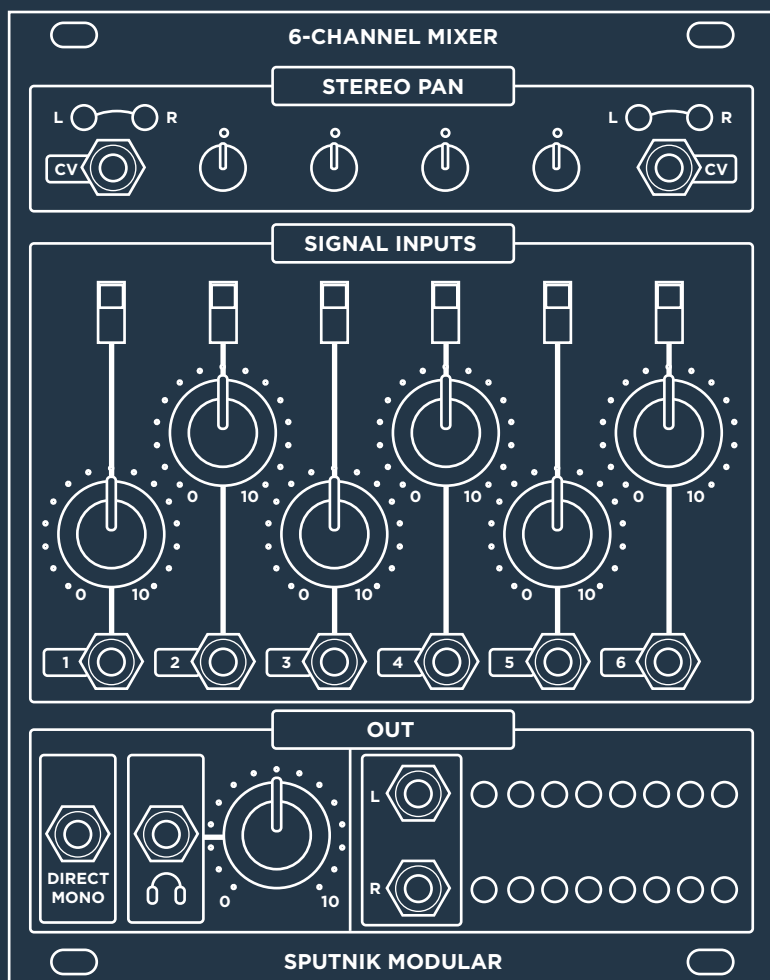


TABLE OF CONTENTS

SPECIFICATIONS 3

INSTALLATION 4

DESCRIPTION 5

DIAGRAM 6

WARRANTY 7

SPECIFICATIONS

FORMAT:

Eurorack

DIMENSIONS:

20HP, 40mm deep

INTERNAL AND EXTERNAL SIGNALS (3.5mm Jacks):

CV: 0-5V, AUDIO: +/-5V

MAX CURRENT:




+12V: 70mA

-12V: 50mA

+5V: 50mA

INSTALLATION

- 1 Remove module from packaging.
- 2 Power down your modular synthesizer and disconnect the power cable from the wall outlet.
- 3 Attach the included power cable to the module's power connector and connect the other end to the power distribution bus in your EuroRack synthesizer case. If you have a bi-colored ribbon cable the red stripe should be on a same side with a bold white line on a pcb. In case if you have a rainbow-colored ribbon cable the key is brown. Connector also has a key which should match sickscreen on a pcb.
- 4 Position the module on the mounting rails in your EuroRack case and screw down mounting screws. Power up! If your case does not turn on properly then you have installed the module incorrectly. Simply power down and make sure to follow the diagram when reconnecting the module.

**BI-COLORED RIBBON****RAINBOW RIBBON**

DESCRIPTION

The SPUTNIK 6-CHANNEL STEREO MIXER is a six channel stereo mixer with two channels of voltage control panning. Each channel features mute switches and volume control knobs. Four channels have stereo control via standard panning knobs and two channels have input jacks for CV panning (0V to +5V, Ch. 1 is normalised left and Ch. 6 is normalised right) with LED indicators for stereo position.

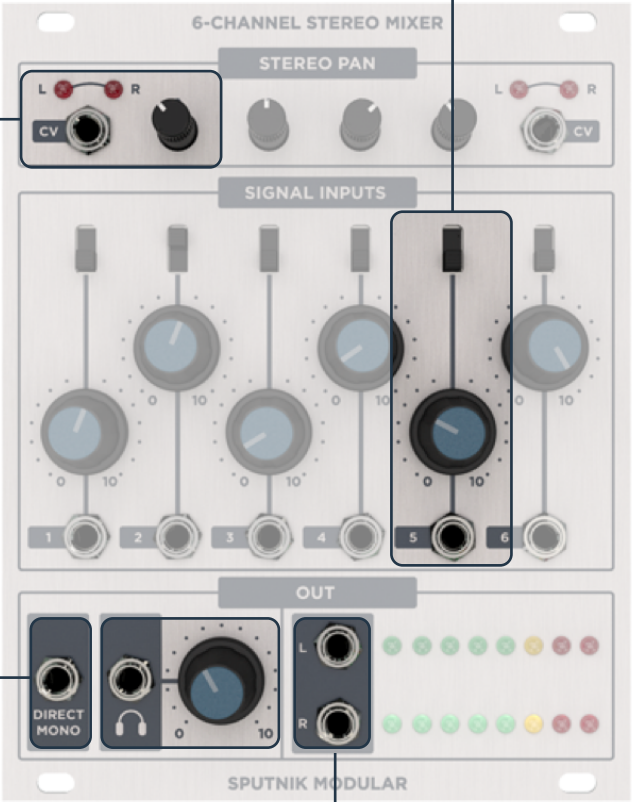
The mixer has a variety of outs including a direct mono out (a mono mix of all inputs summed pre-fader), a stereo headphone output with volume knob, and two dedicated 1/8" stereo outs with a 16 LED VU meter.

STEREO PAN

Channels 1 and 6 have voltage controlled panning (0V to +5V), normalled to left and right respectively. The other four channels of the mixer have their panning position controlled by dedicated pan knobs.

SIGNAL INPUTS

Signputs for each channel with volume controls and mute switches.



OUT

Direct Mono output is a mono mix of all signal inputs before pan, mute and level controls are applied.

Headphone jack output of stereo mix.

STEREO OUT

Dedicated 1/8" left and right channel master outputs.

WARRANTY

This product is covered by the Sputnik Modular warranty, for one year following the date of purchase. This warranty covers any defect in the manufacturing of this product. This warranty does not cover any damage or malfunction caused by incorrect use – such as, but not limited to, power cables connected backwards, excessive voltage levels, or exposure to extreme temperature or moisture levels.

The warranty covers replacement or repair, as decided by Sputnik Modular. Please contact customer service via our website (www.sputnik-modular.com) for a return authorization.